

















Technology Around Us: Technology in School

National Curriculum Recognise common uses of information technology.		Lesson Duration It is estimated that this lesson will take approximately 60 minutes.	
Aim To confidently talk about how technology is used in my school.			
Success Criteria I can identify technology in my school. I can describe how I use technology in the classroom. I can explain how technology is used in my school.	Key Vocabulary Device, function, information technology (IT), system.		
Resources Lesson Pack	Preparation KWL Grid - one per child In order to activate prior knowledge and develop a purpose for learning through interests, we recommend you begin the KWL Grid prior to starting this unit. Knowledge Organiser – one per child (This contains all the key knowledge for the unit and may be referred to in any lesson.) Technology Picture Quiz - one per group Guess the Technology Clue Cards – one set per group Differentiated Technology Treasure Trail Activity Sheet – one per pair		

Prior Learning: Learning about a range of places and jobs through role-play activities will support children in this unit of work.

Learning Sequence

	Knowledge Organiser: Introduce the topic and Knowledge Organiser . Explain that the Knowledge Organiser has all the key information and vocabulary that the children will need to learn and understand by the end of this unit. Look through this together discussing what they already know and underline words that they don't yet know. We recommend completing one per class at KS1.	
	What Is Technology?: Use the Lesson Presentation to encourage children to think about objects that they may have used already today. Talk about how the examples shown make our lives easier. Show examples of technology being used in the wider world, talk about who might use them and why they are useful. Use the Lesson Presentation to share the definition of technology. Look at examples of different types of technology and why they were created. Can children think about why certain technologies were created? Ask children to look around the room and spot any technology they can see. Ask children to talk to their partner about how they use the technology in their classroom. How do they make it work? What do they use it for? Record feedback on the IWB or on a flipchart.	
	Identify It: Use the Lesson Presentation to explain to children that they will be exploring their school environment to investigate what technology is used and how it helps us. Introduce children to the Technology Picture Quiz and explain that they will be seeing a small part of a technological device. They must use the clues to guess what the device is. In groups, children complete the Technology Picture Quiz . Use the Lesson Presentation to reveal the correct answers. What features helped the children to identify the device?	
	What Does It Do?: Use the Lesson Presentation to explain to children that each item of technology has a function. Each device or system will carry out a job. Explain to the children that they will see some clues appear on the board. They can use the clues to guess what item of technology is being described. As a whole class, work through the example of the scissors together before children use the Guess the Technology Cards in their groups. Children take it in turns to select one card and read out the clues to their group. Can children identify an item of technology in school and explain what function it has?	

	<p>Find It: Using the Lesson Presentation, encourage children to think about the location of technology around the school. Provide pairs of children with a copy of the Technology Treasure Trail Differentiated Activity Sheet and a clipboard. Working in pairs, children set off on a Technology Treasure Hunt to find the items of technology on their checklist.</p> <div style="display: flex; justify-content: space-around;"> <div data-bbox="215 246 566 324">  Children are required to find six items. They are supported with pictures. </div> <div data-bbox="614 246 965 347">  Children are required to find eight items and record where they found them. </div> <div data-bbox="997 246 1380 414">  Children are required to find ten items and record where they found them. Children are challenged to add at least two further examples of their own. </div> </div>	
	<p>Who Uses It?: Use the Lesson Presentation to develop understanding of how different people within the school use technology. Ask for feedback from children before revealing some suggested answers for how a teacher, an administrator and a caretaker may use technology in school. Can children consider how people other than themselves use technology in their school?</p>	

Explore it

Photograph it: Challenge children to find examples of technology in their classroom and take photographs of them. The images could be used to create a Technology Collage display. More able children may like to insert their images into a word processor or desktop publishing package and add labels to name them.

Investigate it: Develop a deeper understanding of technology by investigating a machine, such as a printer or photocopier. Look at the internal and external features and discuss what each part does.

Assessment Notes:



Computing

Technology Around Us

Technology in School



Meet Quizby!

Can you spot me in the
Lesson Presentation?

The questions that appear will help you to think about the key learning throughout the lesson.



Aim

- To confidently talk about how technology is used in my school.

Success Criteria

- I can identify technology in my school.
- I can describe how I use technology in the classroom.
- I can explain how technology is used in my school.

Knowledge Organiser

- Your Knowledge Organiser contains lots of useful information and keywords for this unit of work.
- Have a look at it now.
- What words do you already know?
- Are there any new ones?



What Is Technology?

We use lots of different objects to help us each day.

Think about your day so far. What objects have you used already today?



You may have driven to school in a car today.



Did you brush your teeth with an electric toothbrush?



Were you woken up by an alarm clock?

How do these objects help to make our lives easier?

What Is Technology?

Special objects or equipment are needed in all sorts of different jobs.
Can you think who might need to use this equipment in their job?



tractor



stethoscope



hairdryer









digger

Can you think of other jobs that use special equipment?

What Is Technology?

- When we use our knowledge to invent new tools or systems we call it technology.
- Technology is used to solve problems. It makes life easier.
- Technology can be:

Objects	Machines	Systems
chair 	computer 	Internet 
fork 	camera 	plumbing 

Can you think why each of these technologies were made?

What Is Technology?

There are many different types of technology used in a school. Look around your classroom and see if you can spot some technology.

Talk to your partner and share what you have found. Can you tell your partner how you have used the technology?



Can you think why each of these technologies were made?

Identify It

In this lesson we will be exploring the technology used in school.

In the **Technology Picture Quiz** you will see pictures of technology found in school.

The pictures only show a small part of each object.

Use the clues in the picture to see if you can guess what piece of technology it is.

Write your answer in the space on the quiz sheet.



Answers ►

Identify It

How did you get on? Click on a picture to reveal the answer.



Identify It

How did you get on? Click on a picture to reveal the answer.



Identify It

How did you get on? Click on a picture to reveal the answer.



Identify It

How did you get on? Click on a picture to reveal the answer.



Identify It

How did you get on? Click on a picture to reveal the answer.



Identify It

How did you get on? Click on a picture to reveal the answer.



Identify It

How did you get on? Click on a picture to reveal the answer.



Identify It

How did you get on? Click on a picture to reveal the answer.



Identify It

How did you get on? Click on a picture to reveal the answer.



Identify It

How did you get on? Click on a picture to reveal the answer.



Identify It

How did you get on? Click on a picture to reveal the answer.



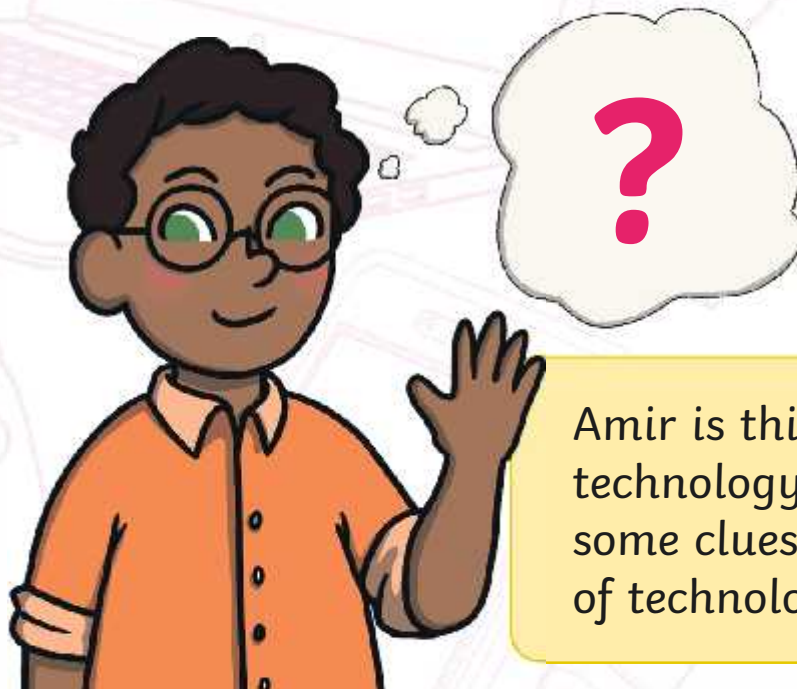
Identify It

How did you get on? Click on a picture to reveal the answer.



What Does It Do?

Technology is created to solve a problem and make life easier. Each piece of technology performs a particular job or a function.



Amir is thinking of a piece of technology. He is going to give you some clues. Can you guess what piece of technology he is thinking about?

X

Can you think of a piece of technology in school and explain what function it has?



What Does It Do?

It is used by children and adults.

It has sharp metal blades.

It cuts paper and materials into smaller pieces.



What Does It Do?




I was thinking of scissors!
Did you guess correctly?

Use the **Guess the Technology Clue Cards** with your group. Take it in turns to read the clues and see who can guess the technology being described.

Find It

The technology in your school can be found in lots of different places.
It is located where people can easily use it.

Go on a treasure hunt around your school.
The treasure in this hunt is technology!
See if you and your partner can find all the items of technology
shown on your **Technology Treasure Trail Activity Sheet**.



Who Uses It?

Choose one of the people below and talk about what technology they use and why. When you have finished sharing your ideas you can click on the person to find out more.



Teacher



Secretary



Caretaker



Do you know how other people in the school use technology?



Who Uses It?

back

I use a computer to find websites.

I use an interactive whiteboard to teach lessons.

I use scissors to cut things out.



Teacher

I use a laminator to laminate signs and activity cards.

I use a photocopier to make copies of worksheets.

Who Uses It?

back

I use a telephone to speak to parents.

I use a computer to create documents.

I use a stapler to staple sheets of paper together.



Secretary

I use a photocopier to make copies of letters and documents.

Who Uses It?

back

I use a screwdriver to build or fix things.

I use an alarm system to keep the school buildings safe.

I use a vacuum cleaner to clean up mess on the floor.



Caretaker

I use a kettle to boil water for a cup of tea.

Aim

- To confidently talk about how technology is used in my school.

Success Criteria

- I can identify technology in my school.
- I can describe how I use technology in the classroom.
- I can explain how technology is used in my school.



Guess the Technology Clue Cards

Guess the Technology Clue Cards

1



It has a lid that lifts up for things to be inserted.

It copies the words and pictures on a page.

It produces multiple copies of a document.



What is it?



Guess the Technology Clue Cards

2



It produces sound.

Thin, round discs are placed into it.

It can be used to listen to music or stories.



What is it?



Guess the Technology Clue Cards

3



It uses light.

It has a fan inside to keep it cool.

It projects images from a computer
onto a large screen.



What is it?



It produces a ringing sound.

It has buttons on it that can be pressed.

It allows people to communicate with

What is it?




It is used to present information.

You can touch the large screen to make it work.

It can be found on a wall or a stand.



What is it?



It fits into your hand.

It has a right and a left button.

It controls what happens on a computer screen.



What is it?



It is a mobile device.

It has a touchscreen.

It is a type of computer that uses apps.



What is it?



It can be held in your hand.

It can be run on a battery or with solar power.

It performs calculations quickly.



What is it?



It is connected to a computer.

It uses ink cartridges.

It creates a copy of a document.



What is it?



Guess the Technology Clue Cards

1	photocopier
2	CD player
3	projector
4	telephone
5	interactive whiteboard
6	computer mouse
7	tablet
8	calculator
9	printer

Guess the Technology Clue Cards

Guess the Technology Clue Cards

1



It has a lid that lifts up for things to be inserted.
It copies the words and pictures on a page.
It produces multiple copies of a document.



What is it?



Guess the Technology Clue Cards

2



It produces sound.



Thin, round discs are placed into it.

It can be used to listen to music or stories.

What is it?



Guess the Technology Clue Cards

3



It uses light.

It has a fan inside to keep it cool.

It projects images from a computer
onto a large screen.



What is it?

Guess the Technology Clue Cards



4



It produces a ringing sound.

It has buttons on it that can be pressed.

It allows people to communicate with

What is it?



Guess the Technology Clue Cards

5




It is used to present information.

You can touch the large screen to make it work.

It can be found on a wall or a stand.

What is it?



Guess the Technology Clue Cards

6



It fits into your hand.

It has a right and a left button.

It controls what happens on a computer screen.

What is it?



Guess the Technology Clue Cards

7



It is a mobile device.

It has a touchscreen.

It is a type of computer that uses apps.

What is it?





It can be held in your hand.

It can be run on a battery or with solar power.

It performs calculations quickly.



What is it?



It is connected to a computer.

It uses ink cartridges.

It creates a copy of a document.



What is it?



Guess the Technology Clue Cards

1	photocopier
2	CD player
3	projector
4	telephone
5	interactive whiteboard
6	computer mouse
7	tablet
8	calculator
9	printer

Technology Picture Quiz

To confidently talk about how technology is used in my school.


























Technology Picture Quiz

To confidently talk about how technology is used in my school.



















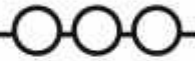






Technology Treasure Trail Activity Sheet

To confidently talk about how technology is used in my school.



Look carefully around your school. Can you find these technology devices?



laptop



headphones



phone



printer



copier



calculator

Choose one piece of technology on your list.
Draw a picture to show what it is used for.

Technology Treasure Trail Activity Sheet

To confidently talk about how technology is used in my school.



Look carefully around your school. Can you find these technology devices?

Technology	Where Is It Found?	Check
laptop		
headphones		
telephone		
fire alarm		
photocopier		
printer		
CD player		
calculator		

Choose one piece of technology on your list.

Draw a picture to show what it is used for.

The _____ is used for...

The _____ is used for...

Technology Treasure Trail Activity Sheet

To confidently talk about how technology is used in my school.



Look carefully around your school. Where can you find these technology devices? Can you think of other devices to add to the list?

Technology	Where Is It Found?	What Is It Used For?	Check
laptop			
headphones			
telephone			
fire alarm			
photocopier			
printer			
CD player			
calculator			
burglar alarm			
projector			

Technology Treasure Trail Activity Sheet

To confidently talk about how technology is used in my school.



Look carefully around your school. Can you find these technology devices?



laptop



headphones



phone



printer



copier



calculator

Choose one piece of technology on your list.
Draw a picture to show what it is used for.

Technology Treasure Trail Activity Sheet

To confidently talk about how technology is used in my school.



Look carefully around your school. Can you find these technology devices?

Technology	Where Is It Found?	Check
laptop		
heaphones		
telephone		
fire alarm		
photocopier		
printer		
CD player		
calculator		

Choose 2 pieces of technology from your list.

Write a sentence to explain what they are used for.

Technology Treasure Trail Activity Sheet

To confidently talk about how technology is used in my school.



Look carefully around your school. Where can you find these technology devices? Can you think of other devices to add to the list?

Technology	Where Is It Found?	What Is It Used For?	Check
laptop			
heaphones			
telephone			
fire alarm			
photocopier			
printer			
CD player			
calculator			
burglar alarm			
projector			

Technology Treasure Trail Activity Sheet

To confidently talk about how technology is used in my school.



Look carefully around your school. Can you find these technology devices?



laptop



headphones



phone



printer



copier



calculator

Choose one piece of technology on your list.
Draw a picture to show what it is used for.

Technology Treasure Trail Activity Sheet

To confidently talk about how technology is used in my school.



Look carefully around your school. Can you find these technology devices?

Technology	Where Is It Found?	Check
laptop		
heaphones		
telephone		
fire alarm		
photocopier		
printer		
CD player		
calculator		

Choose 2 pieces of technology from your list.

Write a sentence to explain what they are used for.

The _____ is used for...

The _____ is used for...

Technology Treasure Trail Activity Sheet

To confidently talk about how technology is used in my school.



Look carefully around your school. Where can you find these technology devices? Can you think of other devices to add to the list?

Technology	Where Is It Found?	What Is It Used For?	Check
laptop			
heaphones			
telephone			
fire alarm			
photocopier			
printer			
CD player			
calculator			
burglar alarm			
projector			

Technology Around Us | Technology in School

To confidently talk about how technology is used in my school.		
I can identify technology in my school.		
I can describe how I use technology in the classroom.		
I can explain how technology is used in my school.		

Technology Around Us | Technology in School

To confidently talk about how technology is used in my school.		
I can identify technology in my school.		
I can describe how I use technology in the classroom.		
I can explain how technology is used in my school.		

Technology Around Us | Technology in School

To confidently talk about how technology is used in my school.		
I can identify technology in my school.		
I can describe how I use technology in the classroom.		
I can explain how technology is used in my school.		

Technology Around Us | Technology in School

To confidently talk about how technology is used in my school.		
I can identify technology in my school.		
I can describe how I use technology in the classroom.		
I can explain how technology is used in my school.		

Technology Around Us | Technology in School

To confidently talk about how technology is used in my school.		
I can identify technology in my school.		
I can describe how I use technology in the classroom.		
I can explain how technology is used in my school.		

Technology Around Us | Technology in School

To confidently talk about how technology is used in my school.		
I can identify technology in my school.		
I can describe how I use technology in the classroom.		
I can explain how technology is used in my school.		

Technology Around Us | Technology in School

To confidently talk about how technology is used in my school.		
I can identify technology in my school.		
I can describe how I use technology in the classroom.		
I can explain how technology is used in my school.		

Technology Around Us | Technology in School

To confidently talk about how technology is used in my school.		
I can identify technology in my school.		
I can describe how I use technology in the classroom.		
I can explain how technology is used in my school.		